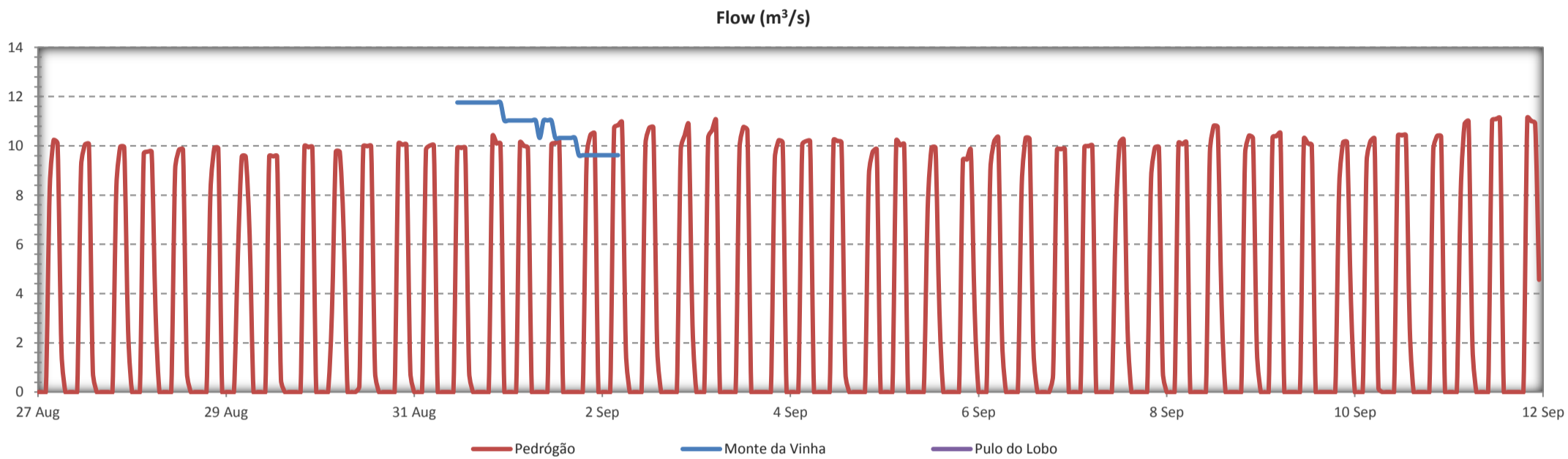
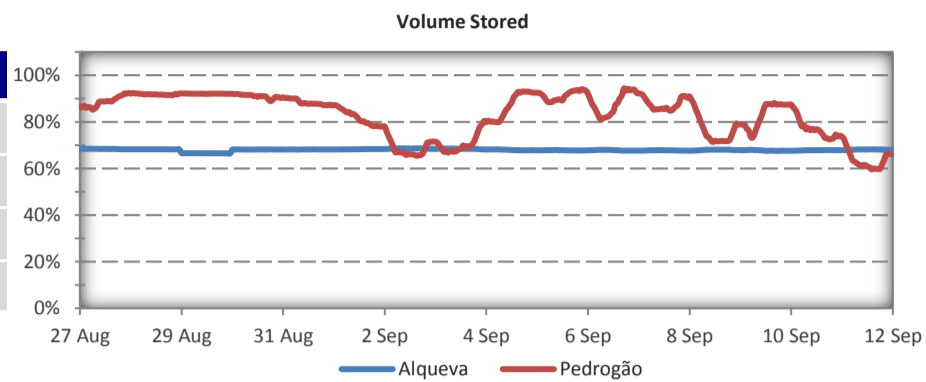


RESERVOIR LEVELS, DAILY FLOWS AND METEOROLOGICAL DATA

Reservoir	Alqueva		Pedrógão	
	Date	Time	Date	Time
Date	10-09-2019	11-09-2019	10-09-2019	11-09-2019
Time	23:00	23:00	23:00	23:00
Level (m)	145.53	145.57	82.55	81.62
Volume (hm3)	2816.19	2823.05	78.54	70.03

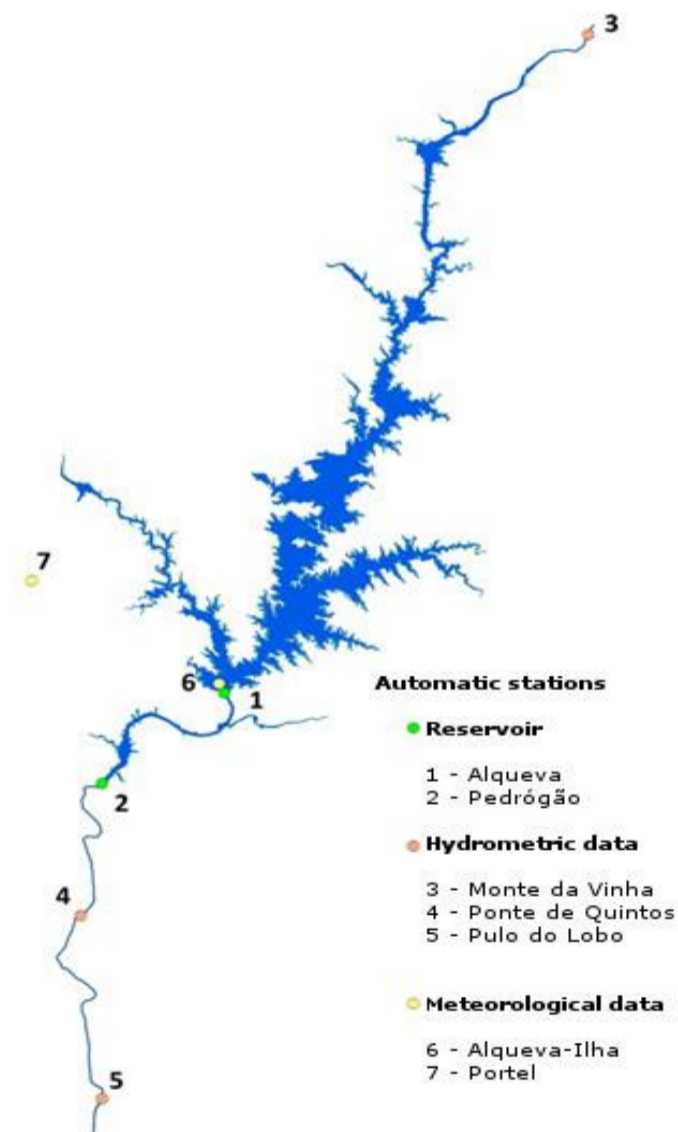
Source: EDIA/CPPE automatic stations



Station	Date	Time	Flow (m3/s)
Monte da Vinha	-	-	-
	-	-	-
Pedrógão Dam (*)	10-09-2019	23:00	0.00
	11-09-2019	23:00	4.56
Pulo do Lobo	-	-	-
	-	-	-

Source: SNIRH automatic stations

(*) Total flow released by Pedrógão Dam. EDIA/CPPE automatic station



METEOROLOGICAL DATAS ALBUFEIRA DE ALQUEVA				
Parameter	Daily	Weekly	Monthly	Yearly
	11/sep	Between 5 and 11/sep	Between 1 and 11/sep	Between 1/oct/2018 and 11/sep/2019
Accumulated precipitation (mm)	0.0	0.0	0.0	332.2
Air temperature	Maximum (°C)	29.2	38.5	39.0
	Minimum (°C)	15.5	15.5	15.5
Relative humidity	Maximum (°C)	62.1	90.4	90.4
	Minimum (°C)	18.9	12.5	11.4
Wind speed	Average (m/s)	1.3	1.3	1.1
	Maximum (m/s)	8.1	10.7	10.7
Dominant wind direction	NE	NW	NW	NW
Accumulated solar irradiance (w/m2)	6,678	44,156	70,141	1,788,714
Portel Station Accumulated precipitation (mm)	--			