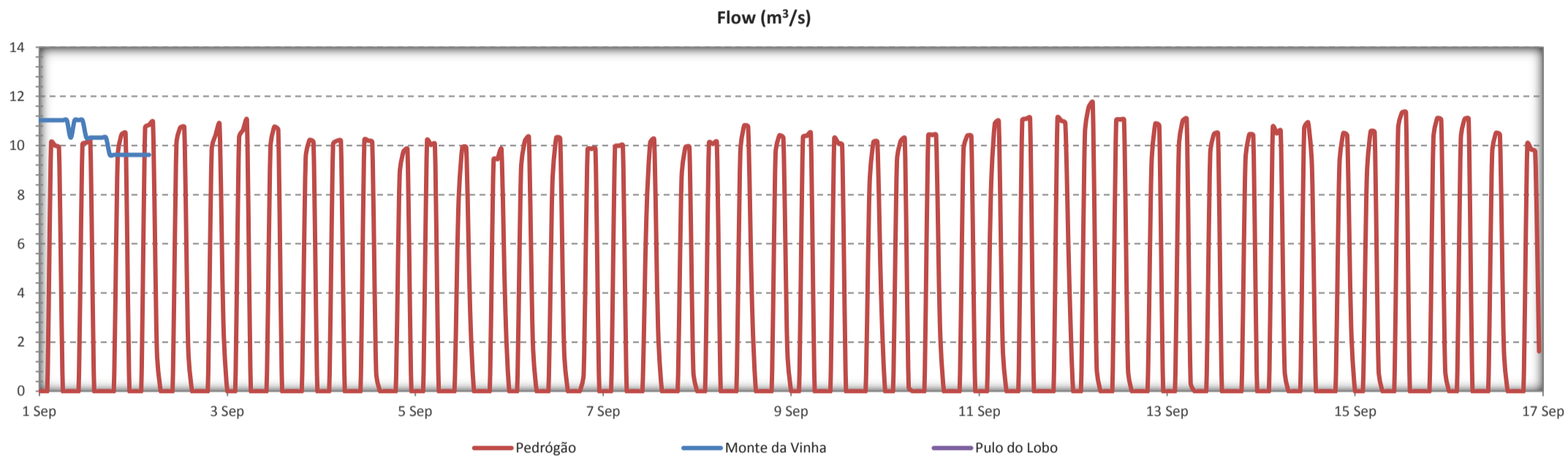
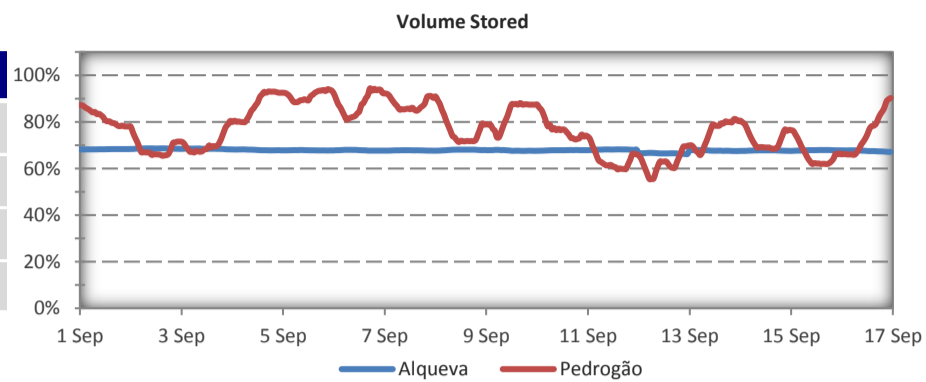


RESERVOIR LEVELS, DAILY FLOWS AND METEOROLOGICAL DATA

Reservoir	Alqueva		Pedrógão	
	Date	Time	Date	Time
Date	15-09-2019	23:00	15-09-2019	23:00
Level (m)	145.51	145.35	81.66	84.26
Volume (hm3)	2812.77	2785.56	70.41	95.62

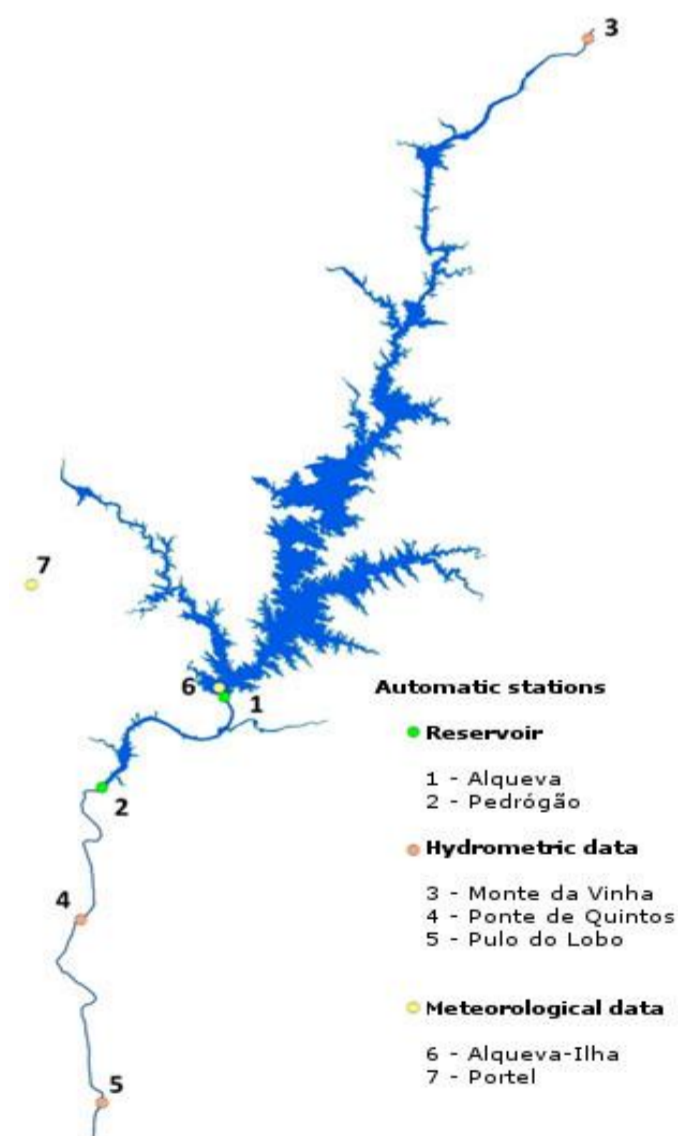
Source: EDIA/CPPE automatic stations



Station	Date	Time	Flow (m3/s)
Monte da Vinha	-	-	-
	-	-	-
Pedrógão Dam (*)	15-09-2019	23:00	0.92
	16-09-2019	23:00	1.62
Pulo do Lobo	-	-	-
	-	-	-

Source: SNIRH automatic stations

(*) Total flow released by Pedrógão Dam. EDIA/CPPE automatic station



METEOROLOGICAL DATAS ALBUFEIRA DE ALQUEVA				
Parameter	Daily	Weekly	Monthly	Yearly
	16/sep	Between 10 and 16/sep	Between 1 and 16/sep	Between 1/oct/2018 and 16/sep/2019
Accumulated precipitation (mm)	0.0	0.0	0.0	332.2
Air temperature	Maximum (°C)	32.5	32.7	39.0
	Minimum (°C)	16.7	15.5	15.5
Relative humidity	Maximum (°C)	88.4	90.2	90.4
	Minimum (°C)	22.4	14.0	11.4
Wind speed	Average (m/s)	0.8	1.3	1.1
	Maximum (m/s)	5.9	11.4	11.4
Dominant wind direction	W	E	E	NW
Accumulated solar irradiance (w/m2)	6,105	39,443	96,356	1,814,929
Portel Station Accumulated precipitation (mm)	--			