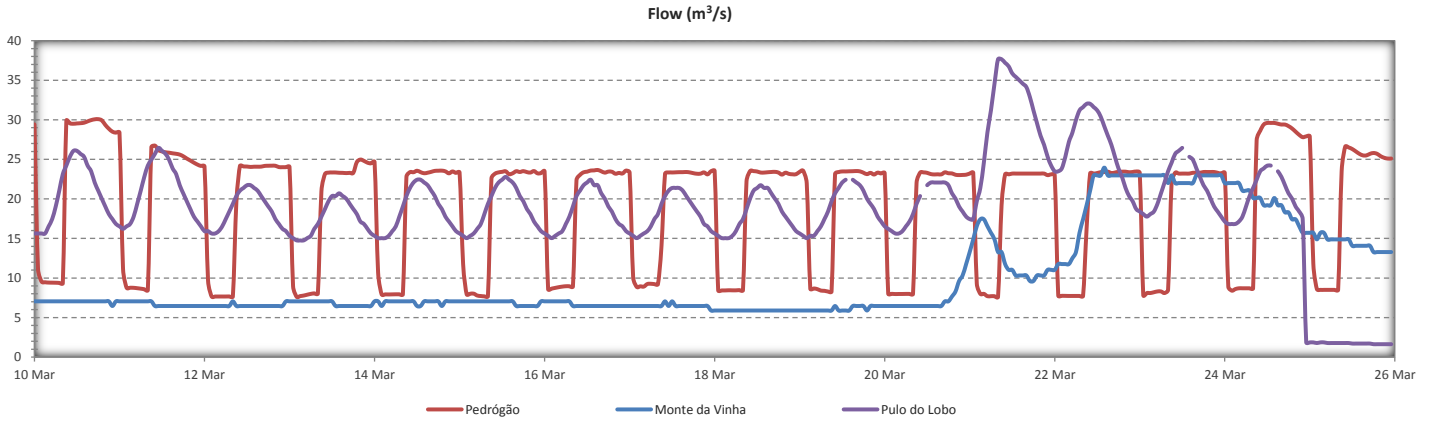
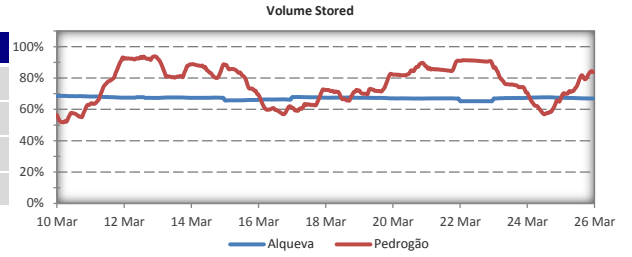


RESERVOIR LEVELS, DAILY FLOWS AND METEOROLOGICAL DATA

Reservoir	Alqueva		Pedrógão		
	Date	24-03-2020	25-03-2020	24-03-2020	25-03-2020
Time	23:00	23:00	23:00	23:00	23:00
Level (m)	145,43	145,31	81,48	83,59	
Volume (hm ³)	2799,12	2778,80	68,88	88,75	

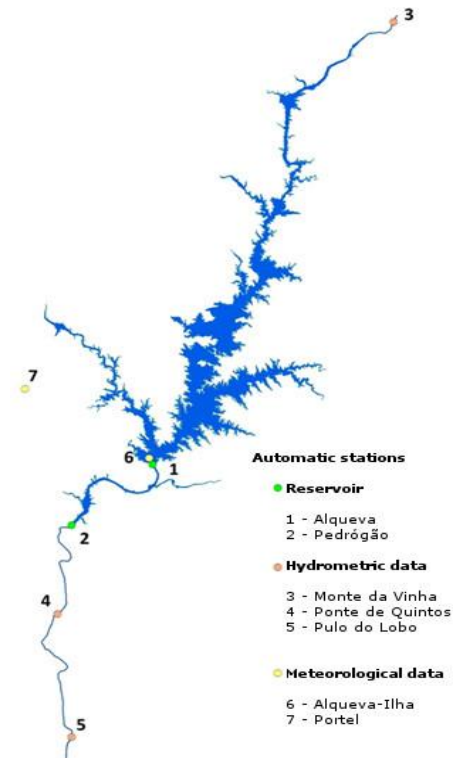
Source: EDIA/CPPE automatic stations



Station	Date	Time	Flow (m ³ /s)
Monte da Vinha	24-03-2020	23:00	15,71
	25-03-2020	23:00	13,28
Pedrógão Dam (*)	24-03-2020	23:00	27,90
	25-03-2020	23:00	25,10
Pulo do Lobo	24-03-2020	23:00	1,86
	25-03-2020	23:00	1,63

Source: SNIRH automatic stations

(*) Total flow released by Pedrógão Dam. EDIA/CPPE automatic station



METEOROLOGICAL DATAS ALBUFEIRA DE ALQUEVA				
Parameter	Daily	Weekly	Monthly	Yearly
	25/mar	Between 19 and 25/mar	Between 1 and 25/mar	Between 1/oct/2019 and 25/mar/2020
Accumulated precipitation (mm)	0,0	35,2	37,0	257,6
Air temperature	Maximum (°C)	20,6	21,6	25,7
	Minimum (°C)	11,0	8,1	5,9
Relative humidity	Maximum (°C)	91,4	100,0	100,0
	Minimum (°C)	57,2	42,0	26,0
Wind speed	Average (m/s)	0,9	1,0	1,3
	Maximum (m/s)	6,8	8,1	18,3
Dominant wind direction	E	E	NW	NW
Accumulated solar irradiance (w/m ²)	4.308	27.652	107.590	533.344
Portel Station Accumulated precipitation (mm)	0,0			