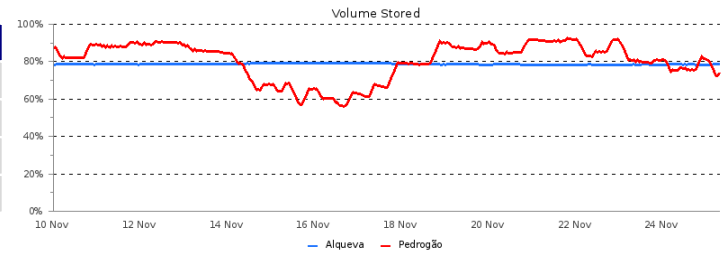
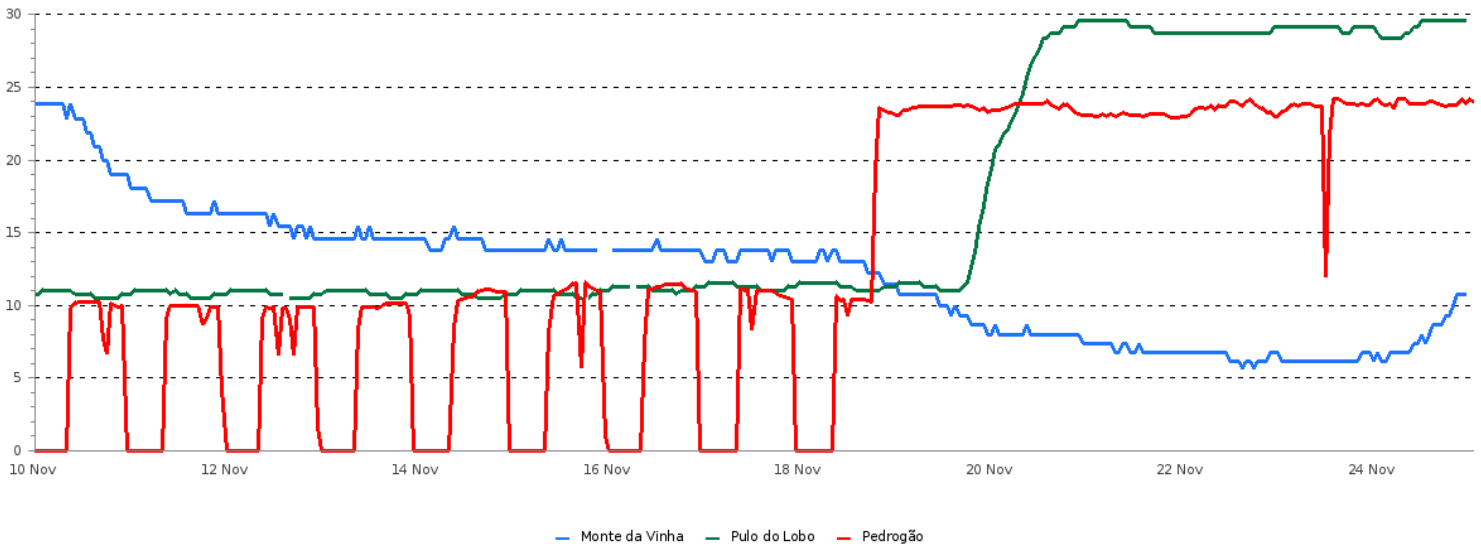


Reservoir	Alqueva		Pedrógão	
Date	23-11-2021	24-11-2021	23-11-2021	24-11-2021
Time	23:00	23:00	23:00	23:00
Level (m)	148,20	148,20	83,29	83,37
Volume (hm <sup>3</sup> )	3252,94	3252,93	85,75	86,60

Source: EDIA/CPPE automatic stations



Flow (m<sup>3</sup>/s)



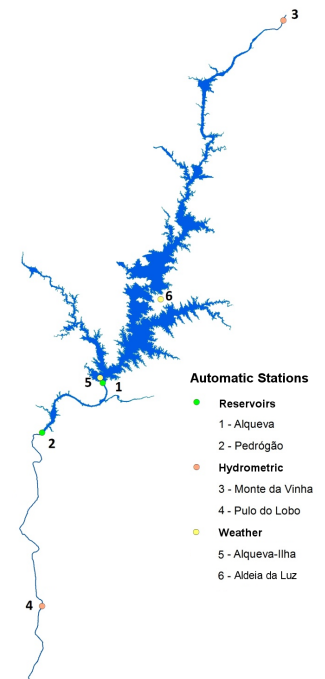
Station	Date	Time	Flow (m <sup>3</sup> /s)
Monte da Vinha	23-11-2021	23:00	6,76
	24-11-2021	23:00	10,72
Pedrógão Dam (*)	23-11-2021	23:00	23,80
	24-11-2021	-	23,90
Pulo do Lobo	23-11-2021	23:00	29,17
	24-11-2021	23:00	29,57

Source: SNIRH automatic stations

(\*) Total flow released by Pedrógão Dam. EDIA/CPPE automatic station

METEOROLOGICAL DATAS ALBUFEIRA DE ALQUEVA				
Parameter	Daily	Weekly	Monthly	Yearly
	24/Nov	Between 18 and 24/Nov	Between 1 and 24/Nov	Between 1/Oct/2021 and 30/Sep/2022
Accumulated precipitation (mm)	0,2	3,8	8,8	42,2
Air temperature	Maximum (°C)	16,3	21,6	22,8
	Minimum (°C)	4,4	4,3	4,3
Relative humidity	Maximum (°C)	97,2	97,4	97,5
	Minimum (°C)	54,1	39,7	24,3
Wind speed	Average (m/s)	0,8	0,8	1,0
	Maximum (m/s)	2,0	3,0	5,0
Dominant wind direction	WSW	E	NNW	NNW
Accumulated solar irradiance (w/m <sup>2</sup> )	1.952	16.429	73.896	208.645
Aldeia da Luz Station Accumulated precipitation (mm)	0,2	2,8	12,4	52,6

Thursday, 25 November 2021



- Automatic Stations**
- Reservoirs
  - 1 - Alqueva
  - 2 - Pedrógão
  - Hydrometric
  - 3 - Monte da Vinha
  - 4 - Pulo do Lobo
  - Weather
  - 5 - Alqueva-Iilha
  - 6 - Aldeia da Luz