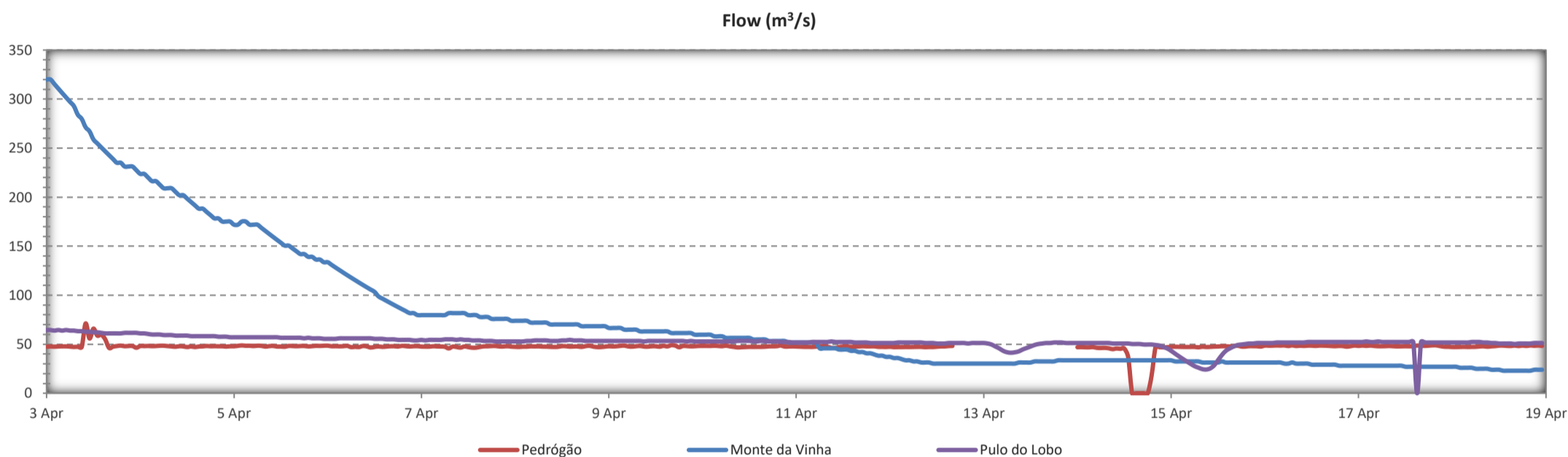
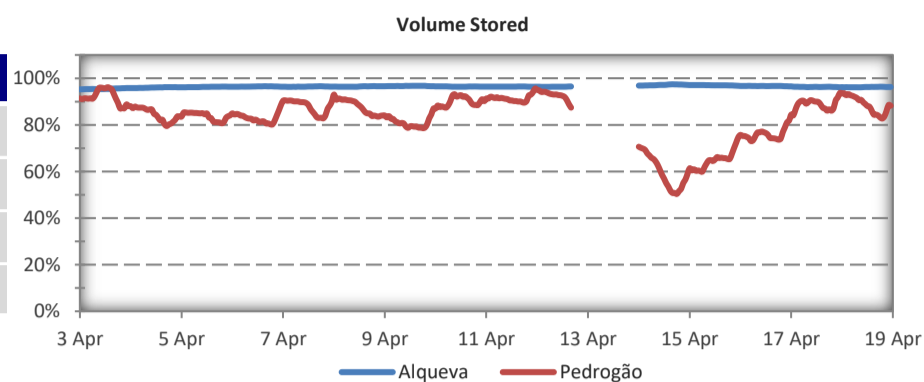


RESERVOIR LEVELS, DAILY FLOWS AND METEOROLOGICAL DATA

Reservoir	Alqueva		Pedrógão	
	Date	17/04/2024	18/04/2024	17/04/2024
Date	17/04/2024	18/04/2024	17/04/2024	18/04/2024
Time	23:00	23:00	23:00	23:00
Level (m)	151.65	151.67	84.61	84.05
Volume (hm3)	3989.06	3993.67	99.30	93.49

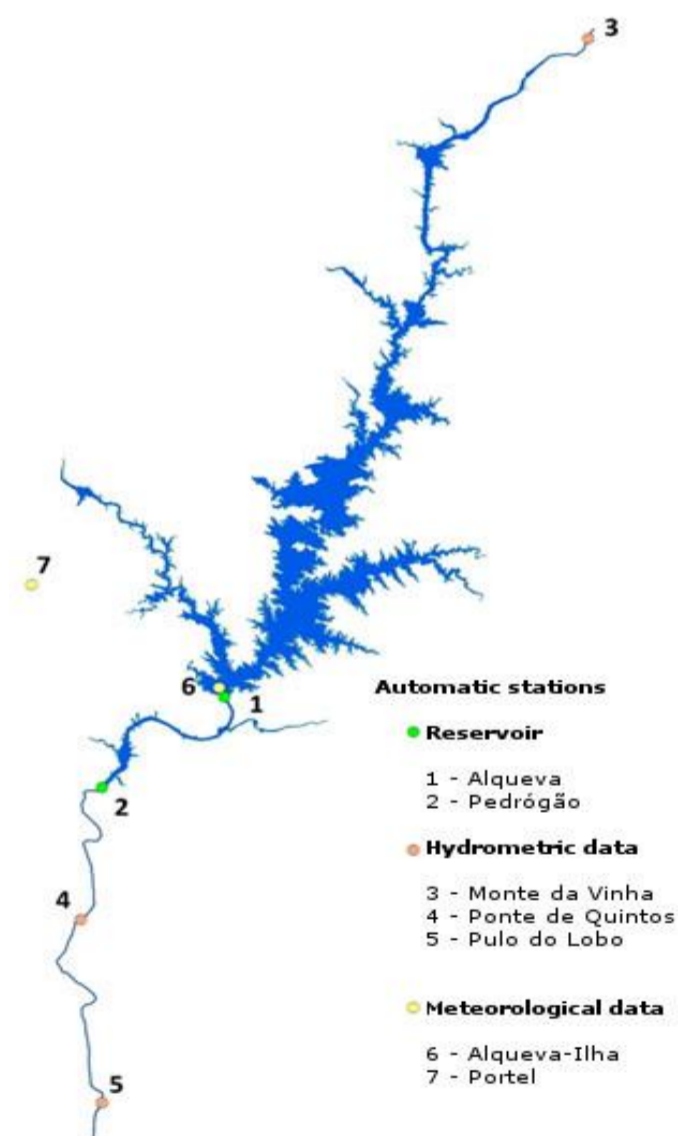
Source: EDIA/CPPE automatic stations



Station	Date	Time	Flow (m3/s)
Monte da Vinha	17/04/2024	23:00	27.02
	18/04/2024	23:00	23.96
Pedrógão Dam (*)	17/04/2024	23:00	47.37
	18/04/2024	23:00	48.25
Pulo do Lobo	17/04/2024	23:00	51.76
	18/04/2024	23:00	51.24

Source: SNIRH automatic stations

(*) Total flow released by Pedrógão Dam. EDIA/CPPE automatic station



METEOROLOGICAL DATAS ALBUFEIRA DE ALQUEVA				
Parameter	Daily	Weekly	Monthly	Yearly
	18/apr	Between 12 and 18/apr	Between 1 and 18/apr	Between 1/oct/2023 and 18/apr/2024
Accumulated precipitation (mm)	0.0	0.0	11.0	470.8
Air temperature	Maximum (°C)	28.1	32.0	32.0
	Minimum (°C)	13.8	12.0	6.8
Relative humidity	Maximum (°C)	97.6	98.7	100.0
	Minimum (°C)	43.2	30.7	30.7
Wind speed	Average (m/s)	0.7	0.4	0.7
	Maximum (m/s)	3.9	17.9	17.9
Dominant wind direction	S	S	S	NW
Accumulated solar irradiance (w/m2)	6 251	47 186	110 801	646 484
Portel Station Accumulated precipitation (mm)	--			