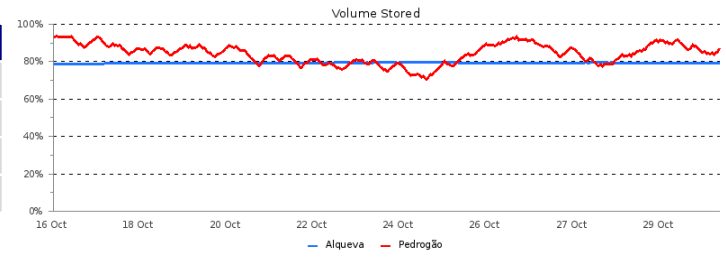
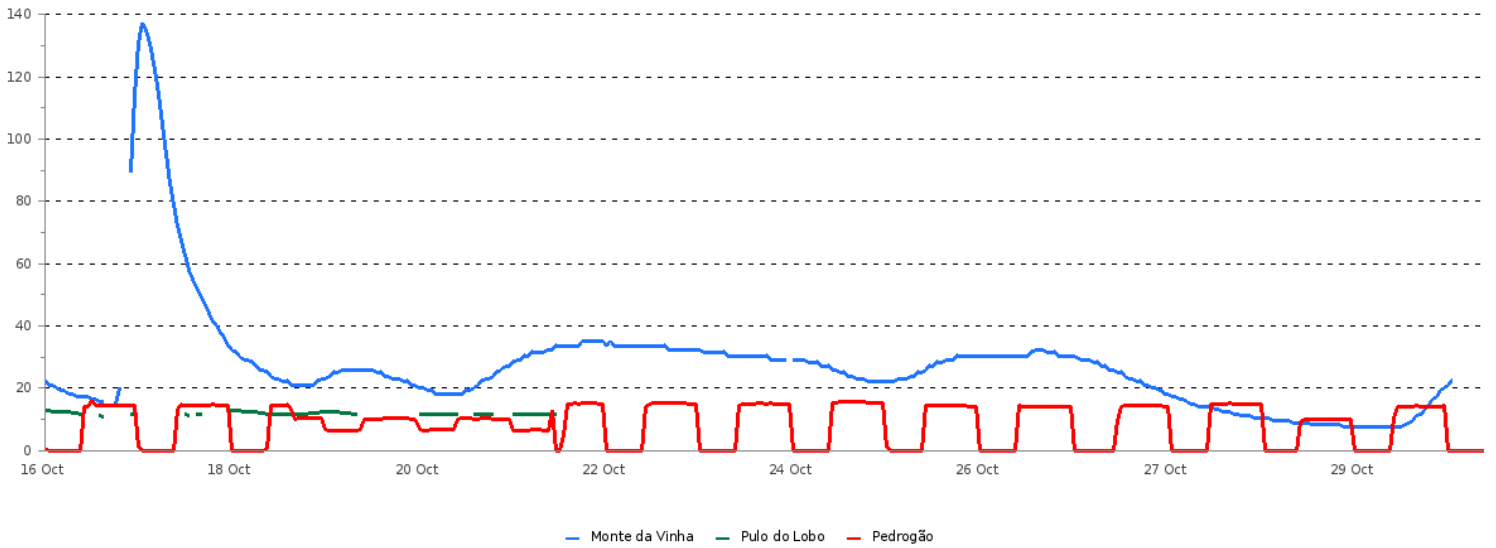


Reservoir	Alqueva		Pedrógão	
	Date	29-10-2024	30-10-2024	29-10-2024
Time	23:00	23:00	23:00	23:00
Level (m)	148,36	148,39	84,35	83,74
Volume (hm ³)	3284,52	3290,46	96,54	90,27

Source: EDIA/CPPE automatic stations



Flow (m³/s)



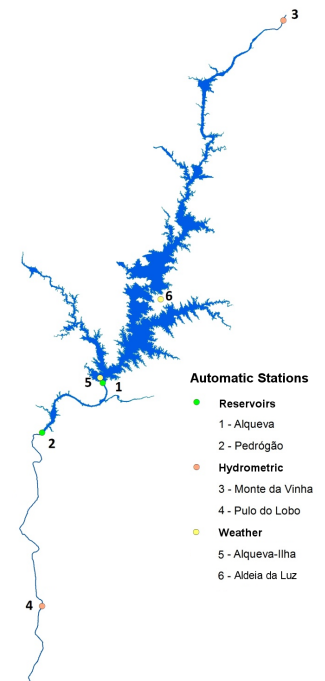
Station	Date	Time	Flow (m ³ /s)
Monte da Vinha	29-10-2024	23:00	7,66
	30-10-2024	23:00	21,05
Pedrógão Dam (*)	29-10-2024	23:00	0,00
	30-10-2024	23:00	0,00
Pulo do Lobo	29-10-2024	-	-
	30-10-2024	-	-

Source: SNIRH automatic stations

(*) Total flow released by Pedrógão Dam. EDIA/CPPE automatic station

METEOROLOGICAL DATAS ALBUFEIRA DE ALQUEVA				
Parameter	Daily	Weekly	Monthly	Yearly
	30/Oct	Between 24 and 30/Oct	Between 1 and 30/Oct	Between 1/Oct/2024 and 30/Sep/2025
Accumulated precipitation (mm)	2,2	9,2	70,2	70,2
Air temperature	Maximum (°C)	15,7	26,7	32,7
	Minimum (°C)	11,8	8,7	8,7
Relative humidity	Maximum (°C)	98,7	98,7	99,6
	Minimum (°C)	80,7	37,3	34,6
Wind speed	Average (m/s)	0,8	1,2	1,2
	Maximum (m/s)	3,0	4,0	6,0
Dominant wind direction	E	NW	NNW	NNW
Accumulated solar irradiance (w/m ²)	791	19.326	97.184	97.184
Aldeia da Luz Station Accumulated precipitation (mm)	2,0	21,4	52,2	52,2

Thursday, 31 October 2024



- Automatic Stations**
- Reservoirs
 - 1 - Alqueva
 - 2 - Pedrógão
 - Hydrometric
 - 3 - Monte da Vinha
 - 4 - Pulo do Lobo
 - Weather
 - 5 - Alqueva-Iilha
 - 6 - Aldeia da Luz